



LeadsLeap 2.0 is a revenue-sharing, advertising and lead generation system, with a focus on training and value creation click [HERE](#) for more information.



The Real Tracker

This link tracker is a game changer. It tells you whether the traffic you get are real visits or simply clicks. You can find out how long a visitor surfs and can track any traffic source.

[Click HERE for more info](#)



Pop Generator

This is the most complex tool we've created. Complex to create, but simple to use. You can create stunning animation on different events, complete with full tracking capability.

[Click HERE for more info](#)



OTO List Builder

This PHP script includes an autoresponder, mass mailer, one-time offer system, Paypal payment integration and affiliate program. Run a full-fledged online business like the gurus.

[Click HERE for more info](#)

This means you can:

Make money by sharing our revenue in 3 ways. No purchase needed.

Promote your ads free, not just to our members but to our network of more than 4000 websites.

Build 10 levels of free leads that will grow exponentially. Imagine a lifetime of fresh leads.

Learn the right way to advertise and put what you've learn into practice, free.

Get free access to very useful tools that we develop in house and gain a competitive edge.

Rebranding

You can rebrand this ebook is completely and this is great for promoting and building multiple downlines at the same time...

Imagine you promote CommissionFunnel.com and a member joins using your referral link, they then go to the rebrand section and as you have joined the programs there they will then join **THOSE** sites under your downline too... Over 30 sites are listed.



These are just 3 of over 30 various sites that you can join and place your referral links in the rebrand area and once you get referrals to your account they will join **THESE** programs under **YOUR** referral link so in turn you build 30+ memberships at once

- TruckLoadofAds.com - LeadsLeap.com - TE-JV.com - Mul-TE.com
- Geo-Adverts.com - RocketResponder.com - ILoveHits.com - Trck.me
- Traffic-Splash.com - TrafficBunnies.com - Mobile-Views.com - WebMailAd.com
- JustGoodTraffic.com - Sweeva.com - EasyHits4u.com - ListSurfing.com
- TezakTrafficPower.com - TeCommandPost.com - ViralMailProfits.com

and **SO** many more...

Why the market needs a better tracker?

Most trackers only track clicks. How do you tell if a visitor is clicking your link or really checking your link? With The Real Tracker, you are able to differentiate "Clicks" from "Real Visits".

Look at the real-life example below:

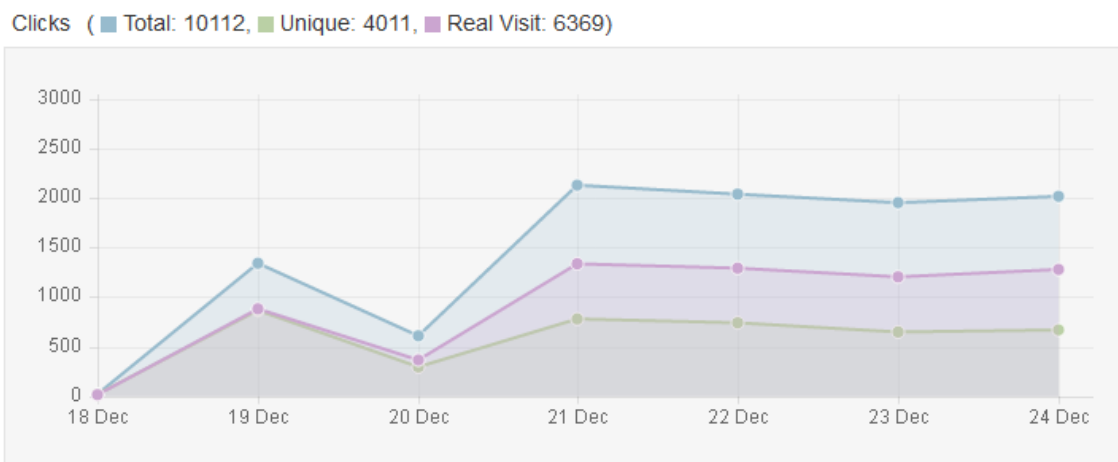
7 Days	Total Clicks	Unique Clicks	Real Visits ⓘ	Last Visit
3	5793	4577	2799	2015-12-09

The link gets 5793 clicks, 4577 are unique and 2799 of them are real visits.

This means 50% of the clicks are not real. What will you do if you are paying for them?

Get daily click details

You can monitor the daily click and visit stats in an easy-to-understand chart like this.



You can even view the click stats for different traffic source (more about that later).

It is yet another good insight into the quality of the traffic you are getting.

How does The Real Tracker differentiate clicks from real visits?

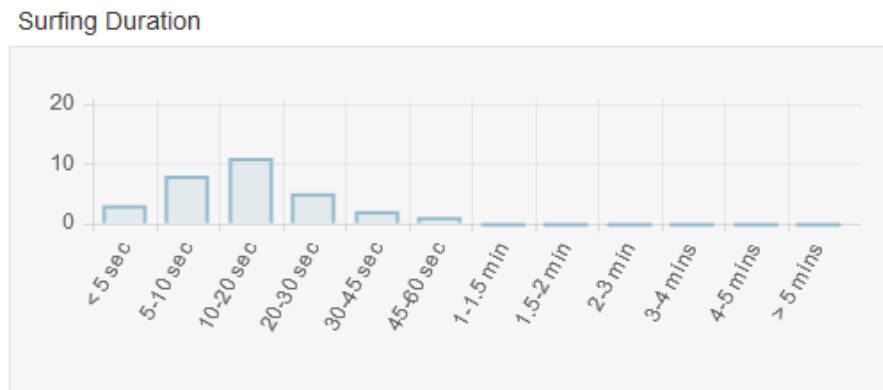
The Real Tracker monitors browser's visibility and user activities such as mouse movement, scrolling etc within a 5 second period and sends a signal back to our server every 5 seconds.

If someone clicks your link and then works on something else, or simply open your link in the background and never really look at it, or if it is a click from web spider, robots or some kind of software, the tracker will register no activity from the click.

On the other hand, if it is a genuine visit, the system should register at least 5 seconds of surfing activity.

Using this methodology, we can effectively differentiate clicks from visits, by defining a Real Visit as a click with a minimum of 5 seconds of stay duration.

The system even consolidates the duration for every click and presents it in a chart like this:



You can view the Surfing Duration for different sources. This allows you to find out which traffic source sends you traffic that really surf your site.

A better way to track the traffic source, on the fly!

Most 3rd party trackers tell you where the visit comes from by tracking the referrer domain.

There are some problems with such tracking method:

- 1) You can't track links from email, apps or direct access.**
- 2) You can't differentiate link source within the same domain.**
- 3) Referral domain may be changed if the link opens in an iframe.**

The thing is, most of the time, you already know where you post the link.

One alternative is to create a new tracking link for each traffic source. But that is tedious and inefficient. You'll end up with tons of links. Comparing stats would be a nightmare.

The Real Tracker solves this problem by allowing you to add unlimited source trackers to the tracked link, so that you can set the traffic source at the point of pointing the link.

There is no need to go back to the set up page. You can just add the source on the fly!

For example, let's say you have a tracking link like this:

trackr.leadsleap.com/1agfdj45h

If you are tracking your email responses, you can use different tracking source for different email, example

trackr.leadsleap.com/1agfdj45h/ebook-link1

For links without any tracking source, the system will fall back to the referrer URL, which will be auto-generated if available.

This is PERFECT if you are using Traffic Exchanges

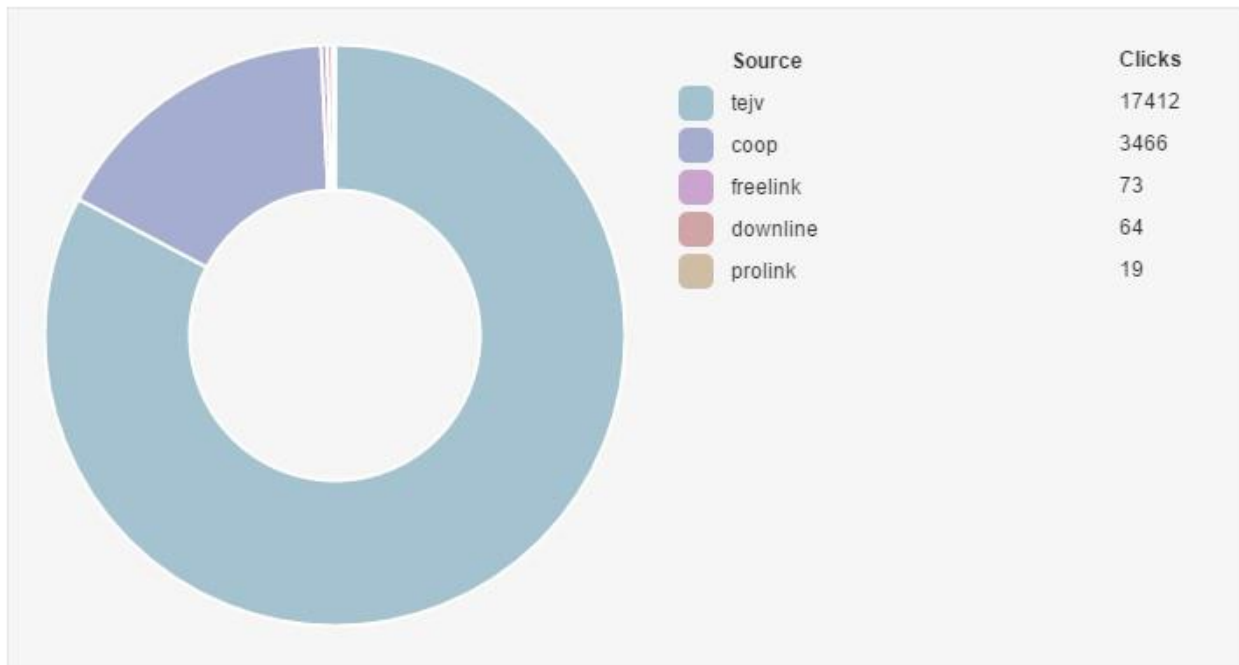
trackr.leadslap.com/1agfdj45h/cf - Join CommissionFunnel.com Here

trackr.leadslap.com/1agfdj45h/ttp - Join TezakTrafficPower.com Here

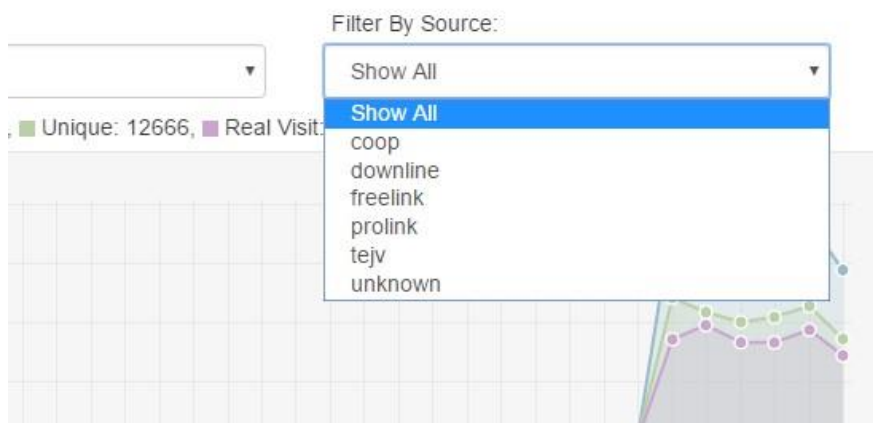
trackr.leadslap.com/1agfdj45h/ts - Join Traffic-Splash.com Here

So you could make ONE link and just change the ending to reflect the advertising source

The system will then gather the stats and present them in a simple source chart like this:



But that's not all. You can filter the stats and look at the surfing duration for each source!



This allows you to easily find out which traffic source is sending you 'clickers' and which traffic source is sending you 'visitors'.

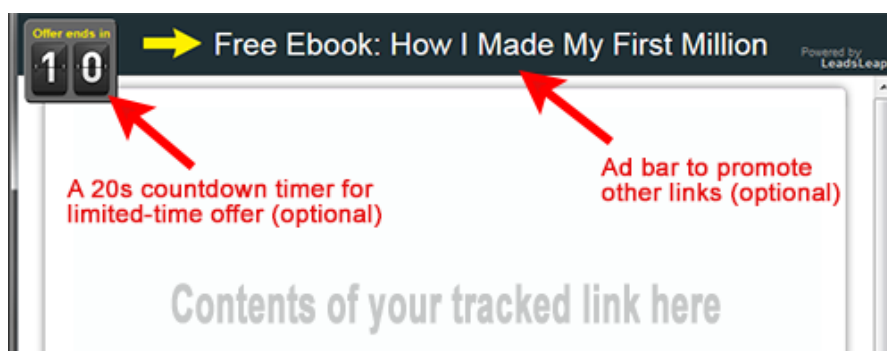
Empower you with cross-promotion capabilities

Depending on where you promote the link, sometimes it is appropriate to promote another offer in the same link and stretch your promotion effort.

The Real Tracker allows you to do that, with a twist!

You can add an Ad Bar at the top or bottom of the page. You can even add a 20-second countdown to create a time-sensitive offer and boost the click-through rate.

Here is how the Ad Bar looks like:



Tips to use the Ad Bar feature

You can send people to an info site for some solutions and at the same time add an Ad Bar to give them a great opt-in offer. This way you can leverage on almost all the contents on the net to build your OWN list.

Create weighted link rotators with the same tracking abilities

You can create a link rotator and add unlimited number of tracked links, each with a different weightage.

Links In This Rotator

Add links to this rotator

Best Lead Generation System ×

<http://www.leadsleap.com/?=refid>

Weight: 1 2 3 4 5

Similar to tracking links, you can add a source to the rotator links on the fly, for example

trackr.leadsleap.com/r/z53h63xz/email1

trackr.leadsleap.com/r/z53h63xz/email2

The source in the rotator will automatically be tracked in both the rotator and link stats.

Create custom links if you are a Pro Member

If you are a Pro member, you can create custom links. Instead of a link that looks like this:

trackr.leadslap.com/rk4g9psw/

You can customize the link to anything you like, for example:

trackr.leadslap.com/commission-funnel

Of course, you can then add source trackers like this:

trackr.leadslap.com/commission-funnel/email

Easy Set Up & Management

1) Link Management

You can add tags to each link and then filter. This is **GREAT** when you have lots of links to manage.

Tags ?

Tagging is as easily as clicking an existing tag. To unselect, just click again.

2) Ad Bar Management

Managing the Ad Bar & link relationship is a breeze.

In the Ad Bar Manager, you can add an Ad Bar to all or a selected group of links, replacing the old ad bars if necessary. Simply tick and submit.

Tick the checkbox and submit ×

<input type="checkbox"/>	Tracked link 1 http://www.website.com/tools/
<input type="checkbox"/>	Another Link Title https://www.web.com/plugins/
<input type="checkbox"/>	Link Title 3 http://www.leadslap.com/tools.php

Links without any ad bar. Links with other ad bars.

3) Rotator Manager

Similar to the Ad Bar Manager, you can mass-manage the rotator & link relationship with a few clicks.

Changing the rotation weightage is also just a click away.

Simply select the weight and submit ×

Test link 1
http://www.abc.com
Weight: 1 2 3 4 5

Test link 2
http://www.website.com
Weight: 1 2 3 4 5

Test link 3
http://www.leadsleap.com/tools.php
Weight: 1 2 3 4 5

This is a brief overview of what The Real Tracker can do.

You have to try it to see its full potential.



LeadsLeap 2.0 is a revenue-sharing, advertising and lead generation system, with a focus on training and value creation click [HERE](#) for more information.

↓ Affiliate Marketing
Earn \$748.50 Per Sale !!

297 hits • 251 this week



\$100,000 in prizes !! Promote This Amazing Product & Killer Workshops

★★★★☆ 106 votes

↓ Sales Conversion
Earn 6 Figure Income Here

1567 hits • 305 this week



100% Free High Tech Funnel Guarantees Six (6) Figure Income.

★★★★☆ 43 votes

Kill 3 Birds With One Stone - Add LeadsLeap Widget To Your Website Now

- 1) Make money in two ways on autopilot.
- 2) Increase your Free Ads exposure. Show them on > 4000 other websites.
- 3) Grow your leads exponentially.

How does it work?

- 1) If someone clicks the ads in the widget on your website, you will earn credits. The credits earned can be converted into cash under the Daily Revenue Share and Weekly Revenue Share schemes.
- 2) Once you add LeadsLeap Widget to your blog/website, your ad will automatically be shown in the widgets on other members' blogs/websites. Our widgets are shown on more than 4000 websites. That's a lot of extra exposure for you.
- 3) Your visitors are likely to be interested in joining you as a traffic partner and get free traffic and leads. When they join, they will be in your team, which will in turn build your downline network.

Doesn't the Widget send traffic away from my website?

It may seem that you are sending traffic away from your website, but if you think at another level, the widget is actually a way to KEEP and MULTIPLY your traffic.

You see, when your traffic see the widget, they will be wondering how and why they can 'Add your link free' (the small link at the bottom of the widget). If they want free traffic (who doesn't want?), they will sign up LeadsLeap via your affiliate link. These are traffic that you may otherwise miss for life. With the Widget, you can now convert them into your team in LeadsLeap and reach out to them and the other 9-levels of leads they bring in for life instead!

How much can I earn with LeadsLeap Widget?

Your earnings depend on the quantity and quality of the traffic that click the ads.

The more people who click the ads and the longer they surf the ad, the more credits you'll earn and the more revenue share you will get.

Can I click the ads in my own widget?

Yes, you can. But those will only be counted in the Daily Revenue Share, not the Weekly Revenue Share.

Only third party clicks are counted in the Weekly Revenue Share.

Where should I add this widget to?

You can add this widget to your blog or any of your website that allows Javascript.

You should add the widget above the fold or somewhere that is visible immediately, so that people can see and click the links.

How many websites can I add the widget to?

The more the merrier.

Like Google AdSense, you'll want to add it to as many sites as possible so that you can maximize the earning potential.

Can I add the widget to a page with Google AdSense?

Yes. Google allows other ads to be displayed along with Google AdSense.

I don't have any website. How?

If you do not have a website, start earning with The Real Tracker. After you've made some money, consider building your own website. It is where the big money is.

My website is responsive and mobile friendly. Will the widget break my layout?

Our responsive widget is mobile friendly too and it will automatically resize to fit any browser size.

To select the responsive widget, choose 'Responsive' as the Widget type. (Note: Even if your website is not responsive, you should use the responsive widget too. It should be the best option for most websites.)

Check out the demo [HERE](#) to see how well our responsive widget works.

Where do I get the Widget code?

The Widget code is a javascript code. You can get it by using the widget generator on this page.

Simply customize the widget to your liking and then click the 'Get Code' button, copy and paste the code into the html code of your website where you want the widget to appear.

How to add the widget to my blog?

If you need help in adding the widget to a Wordpress blog, please visit this guide:

Click [HERE](#) for more information.

How Free Advertising Works

What makes LeadsLeap advertising different?

1) It is a 'truly' surf and earn system

Most ad reward systems reward members for viewing an ad for X seconds. As a result, many members become 'timer watcher'. Once the time is up, they will rush to click to another ad to earn more credits.

LeadsLeap unique crediting system rewards members by their surfing duration. The longer they surf, the more credits they earn. If your ad is interesting, there is no push factor to rush them to another ad.

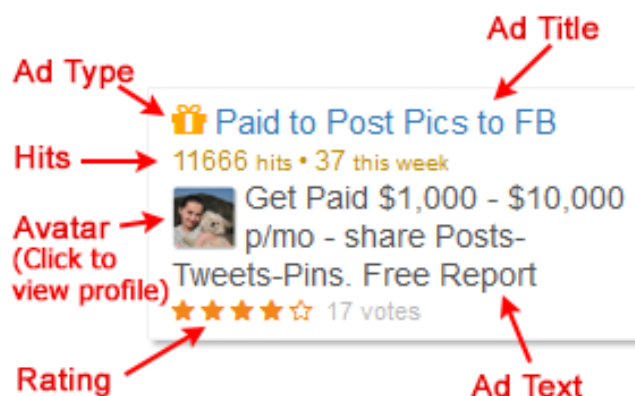
2) Your traffic is not just limited to LeadsLeap members.

Your ad will be shown in our blog and the ad widget in The Real Tracker.

If you add LeadsLeap Widget on your website, your ad will also be shown in more than 4000 websites operated by our members.

This means besides getting traffic from other members, your Free Ads will also get traffic from non-members.

3) Visitors make informed decision to view your ad.



The ads in our network are rated by our members and the rating is shown along with the ad. We also display other info such as the hit stats, ad type and advertiser's avatar or ad image. Together with the ad title and ad text, visitors are given more than enough info about an ad, before deciding to view it voluntarily.

We went the extra mile to make this info available because we want to build trust between the visitors and advertisers. The more info we can supply to the visitors before they visit an ad, the more likely they are going to check out the ad seriously.

Who can post Free Ads?

All members.

Is it really free?

Yes, but you need to have a minimum of 1 credit before your ad can be shown in the network. You earn credits by viewing other ads in the network or by sending traffic to view other ads in the network.

Where are my free ads shown?

They are shown in

- 1) Our blog,
- 2) Member's Area,
- 3) Ad widget in The Real Tracker.

Will my ad appear in other members' sites?

Not by default. You need to add LeadsLeap widget to your blog/website before your ad can appear on other members' sites.

How can I get more exposure and response?

- 1) Add LeadsLeap Widget to your blog/website, so that your ads appear on other member's websites too.
- 2) Submit interesting ads. If it has a 5-star rating, it will be featured in the Member's Area.
- 3) Add an image to your ad and change it regularly. Image is a double-edge sword. A good image will gain more attention and hence more clicks. It is also important that you change the image regularly because people tend to get blind seeing the same image over and over.
- 4) Upgrade your account. Pro Members can set up 10 Pro Ads and 10 Free Ads. Besides getting 300-500 visitors from Pro Ads, our Pro Members with lots of credits feedback to us that they also receive 300-400 visitors via their Free Ads.

What can I advertise?

You can advertise your own blog, affiliated sites or anything that can benefit our audience. The traffic that we send to you are people interested in making money online, getting traffic and internet marketing.

Can my ad be banned?

Yes. Our members can report ad in just a few clicks. Make sure that your advertised page is working and it does not contain any offensive, malicious or adult materials, including dating and gambling sites.

What else do I need to take note?

Free ads will expire in 14 days. You'll need to update them regularly. This is to ensure that the ads in the network are relevant. **(If you are a Pro Member, your Free ads will be exempted from this rule.)**

How many Free ads can I post?

3 if you are a Free Member, 10 if you are a Pro Member.

Why my ad status is 'Under Review'?

To curb spam and malicious content, we review all new ads submitted by Free Members. Pro Members enjoy pre-approval, but we will still review their ads later.

Your ad can also be under review if an issue has been raised previously or if your account has many rejected ads.

Add your profile photo and get more response to your ad

By now you should know that sales is a transfer of confidence. Adding your profile photo and attaching it to your ad will increase visitors' trust in you and your offer.

For ads with an image attached, members can also click the image and view your public profile. Not only will this increase the member's confidence in you, some members may also visit your website from your profile page.

Click to view member's profile



 **Paid to Post Pics to FB**
11666 hits • 37 this week
 **Get Paid \$1,000 - \$10,000**
p/mo - share Posts-
Tweets-Pins. Free Report
★★★★☆ 17 votes

Can I use one photo for my profile and another for the ads?

Yes. You can add multiple photos to your account and use them for different purposes.

Can I use the picture of my cat as my profile photo and/or for my ad?

You can use any picture you want, provided that it is family-friendly, not offensive and you own the right to it. But think about the conversion rate. If you believe that the picture of your cat will increase the trust between you and your prospects, do it.

How Pro Advertising Works

What makes Pro Ads different from Free Ads?

- 1) Pro Ads are shown in the daily emails we send to our members.
- 2) Pro Ads are shown in our widget in more than 4000 other websites.
- 3) Pro Ads are given a higher priority and better visual than Free Ads.
- 4) Pro Ads don't require credit. They are rotated in the network 24/7.

Who can post Pro Ads?

Pro members only.

Where are my pro ads shown?

They are shown in

- 1) Our blog,
- 2) Member's Area,
- 3) Emails to our members,
- 4) LeadsLeap Widget in more than 4000 other websites, and
- 5) Ad widget in The Real Tracker.

Basically we give Pro Ads as much exposure as possible.

Are pro ads shown based on credits?

No. They are rotated 24/7 in the network. No credit needed.

Are Pro Ads limited to certain amount of traffic per month?

No. They will be rotated 24/7 in the network regardless of how many traffic they've received. That means interesting Pro Ads will receive more traffic whereas boring ones may get less.

However, with 10 ads per Pro Member, the total traffic that each Pro Member receives usually sum up to be about the same.

How can I get more exposure and response?

- 1) Submit interesting ads. If your Pro Ad has a 5-star rating, it will be featured in the Member's Area as well as the email we send to our members.
- 2) Add an image to your ad and change it regularly. Image is a double-edge sword. A good image will gain more attention and hence more clicks. It is also important that you change the image regularly because members tend to get ad blind seeing the same image again and again.

Can my ad be banned?

Yes, if the advertised page is not working correctly or it contains offensive, malicious or adult materials, including dating and gambling sites.

Is there an expiry date like Free Ads?

No. But it is your responsibility to keep your Pro Ad updated. If the ad is not working correctly, it will be stopped. Of course, you will be informed immediately.

How many Pro ads can I post?

10.

Downline Message - A Better Way To Communicate

Why most leads building systems fail?

With a 10-level leads building system, it is not unusual for a member to introduce LeadsLeap to tens of people and in the end, his downlines grow into hundreds or thousands.

The problem is, how do you reach out to them? This has been a big challenge in the industry. It is also where most systems fail!

Some of the communication methods used in the market include safelist (where uplines can email downlines), auto-optin (where a downline is automatically opted-in to the uplines' lists), timeline message system (something like Facebook) and private message (where uplines can send private message to downlines).

Whatever the method is, the success of any system depends on 3 key factors

- 1) Whether the uplines are providing values.**
- 2) Whether the downlines stay in the system.**
- 3) Whether the downlines are reading the messages.**

In most cases, uplines are as new as downlines and they too are trying to learn the ropes. If the uplines can't provide much value, the downlines either block them or they abandon the system.

We understand the problems and strive to provide a better solution.

We need a system that will not scare away the downlines.

We also need a system that gives uplines time to learn and grow, and allows them to reach out to their downlines when they are ready.

How does LeadsLeap Downline Message system work?

Our Downline Message system is a unique communication system where uplines can set up an ad-like message.

This short message will be shown to the downlines in their member's area and emails. It is tagged with the last update time, so that the downlines know how recent the message is. The downlines can click to view the details if they find the message interesting.

The screenshot shows a message inbox with several messages. A red arrow points from the text 'New message will be featured at the top. Your downlines will notice it immediately.' to a message titled 'New from your upline: Check out my new blog'. Another red arrow points from the text 'Old messages will be listed below the Pro ads.' to a message titled 'Automated Sales Funnel'. The messages include details like 'Last update: Yesterday' and 'How I made \$1,328 using this secret traffic method!'.

For a newly updated message, it will be shown at the top, so that the downlines can see it immediately.

Older messages are listed below based on their last update. New downlines or downlines who haven't checked their emails for some time can easily catch up with these messages if they want to.

How is the Downline Message system different?

1) The message is non-obtrusive

The downlines will not receive any extra email.

2) We pay downlines to read uplines' messages

Members will earn credits when they view upline messages. These credits can be converted into cash under our Daily Revenue Share scheme.

3) Uplines do not have to keep updating the message

Unlike other communication methods where old messages will be buried with time, the message in our system is there for as long as a year. Downlines can intentionally view them if they want to, or completely ignore them without much disturbance.

4) Uplines are given a second chance

As I said, new uplines are likely to be learning the ropes. Even if their initial messages are boring, the downlines are not likely to condemn them. As the uplines learn and grow, they will be able to provide a better offer and reach out to their downlines more effectively.

5) The system does not exist because of its leads building ability

LeadsLeap is a resource center where members can make money, get traffic, build leads, learn about advertising and make use of our proprietary tools to grow their own businesses. Even without the leads building component, members are likely to stay in the system.

Why is it important?

Because if a system exist because of leads building alone, if people fail to build leads, they will leave, and the system will fail.

Why would my downlines view my message?

If you ask this question, half the battle's won. We can't force them to view but we can incentivize.

Your downlines will earn credits when they view their upline messages and those credits can be converted into cash but that is just an incentive. They can earn through many other ways.

Ultimately, your message needs to be interesting. If your message is interesting, plus they can make money viewing it, most of them will click.

Does it require credits to be shown?

No. Your message will be shown to all your downlines all the time.

Will it expire?

Yes, after 1 year. Please note that your downlines can see the last time you update the message. This will help them decide whether they should revisit your message.

Who will see my Downline Message?

Your 10 levels of downlines. If you are a Pro member, you have another spillover level of downlines. They will see your downline ad too.

What should I post in my Downline Message?

Your downlines know that the message is from their uplines, hence try to be personal. Create a special offer for them, or send them to your blog remember, your downlines only have 10 uplines. They can easily tell which upline is sincere, which is not.

Since new message gets priority, can I keep updating my message?

No. You should update the message ONLY when you truly have something new for your downlines. Any attempt to abuse the Downline Message system will lead to termination of your account.

Can I update the message whenever I make a new blog post?

Yes, you can. In fact, that is the recommended usage, we want members to be able to reach out to their downlines as if it is their own list. Just make sure that you are giving values.

Can my message be banned?

If someone reports it, yes.

How do I report an upline message?

If you think your upline is abusing the system, you can either contact our support with the message or click the message and report it via the slideout ad widget.

How many messages can I post?

Just one at a time. Downline Message is supposed to be time-sensitive.

How our downline system works?

What is level 2-10

LeadsLeap has a 10-level downline builder. Your personal referral is your level 1. Those that your level 1 refers are your level 2 and so on...

The significance of these levels is that they are likely to grow exponentially and you are able to reach out to people in these 10 levels via the Downline Message system.

Is this MLM?

No. Our lead building system may be multi-level and you may be able to earn credits at multi-level. But that doesn't make us an MLM company. There is no overriding commissions.

Is this a safelist?

No. Members can't send direct emails to their downlines. We have a better and more sustainable communication platform.

Learn more about our Downline Message system [here](#).

Do I have my downlines' emails?

No. We do not disclose members' emails to anyone.

If you want your downlines' emails, give them a good offer via the Downline Message and get them to opt-in to your list. That is the right way to build a sustainable relationship.

In the downline stats, I see a Spillover Level. What is it?

Each member theoretically has 10 uplines. However, not all members have 10 because some may be at the top of the tree and some uplines may have cancelled their accounts. As a result, there are 'vacant' upline slots. These slots will be taken up by our Pro Members. We call it the Spillover Level.

If you are a Pro Member, you will notice that your Spillover Level will grow automatically. Our system will automatically allocate the leads to you.

These are permanent placement, which means even if you cancel your Pro membership, the members in your Spillover Level will still be with you. You will be able to reach out to them via the Downline Message system.

Why Upgrade?

3 Main Reasons Why You Should Upgrade

You can set up Pro Ads, which will be shown in the system 24/7 without credits.

You will get spillover downlines. These are leads that will be with you for life, even if you downgrade.

You will double all your earnings in Daily and Weekly Revenue Share, as well as recurring affiliate commissions. Your upgrade can easily be profitable in many ways.

4) Now there is a 4th reason.

We are now giving you a 26% discount for your Pro Membership.

This is your welcome offer. Don't miss it!

Does Pro Membership Work?

Look at the ads in our network. You may see some Pro Ads with 1000s and even 10000s of total hits. These are the ads from our Pro Members who have been with us for months or years.

They won't be with us for so long unless we deliver.

Hassle-Free Subscription

Our Pro Member subscription is managed via Paypal. This means you can cancel any time on your own.

If you don't know how, just drop us a support ticket. We will do it for you asap.

FREE vs PRO

No hard sell here. Check out the comparisons below. If you like what you see, upgrade now.

	Free Member	Pro Member
Ad limit	3 Free Ads.	10 Free Ads and 10 Pro Ads. (Note: The ad benefits below apply to Pro Ads.)
Need credits?	Yes	No
Ads shown	<ul style="list-style-type: none"> - Members' area - Blog - The Real Tracker - LeadsLeap Widget 	<ul style="list-style-type: none"> - Members' area - Blog - The Real Tracker

	Free Member	Pro Member
	Your ad will be shown in all LeadsLeap Widgets only if you add the Widget to your website.	- LeadsLeap Widget - Members' emails
Ad frequency	40%, shared among all Free Ads.	60%, shared among all Pro Ads.
Ad review period	1-2 days for new ads.	Pre-approved. Ad will be shown immediately. Review will be done later.
Your 5-Star Ad	In member's area only	In member's area and dedicated emails.
How much traffic can you get?	No guarantee. Frankly, we show the weekly hits with the ads. You can easily get an idea of how much traffic other members are getting.	No guarantee. Typically about 600-1000 a month, depending on the quality of your ad. We do our best to send you as much traffic as possible, especially if your ad is of good quality.
Get auto referrals How it works	No.	Yes, but not a lot. Don't upgrade for this reason. Treat it as a bonus.
Spillover downlines How it works	No.	Yes, about 20 a month.
Create custom link in The Real Tracker	No.	Yes.
Daily Revenue Share	5%	10%, i.e. you earn double.
Weekly Revenue Share	15%	30%, i.e. you earn double.
Affiliate commissions	25%, recurring.	50%, recurring.



LeadsLeap 2.0 is a revenue-sharing, advertising and lead generation system, with a focus on training and value creation click [HERE](#) for more information.



This is 100% rebrandable and you can get it when you join CommissionFunnel.com [HERE](#)

Legal Notice: - This report is for informational purposes only.

While every attempt has been made to verify the information we provide in this report, nor the author or publisher assume any responsibility for errors or omissions.

In no event will the author and/or marketer be liable for any direct, indirect, incidental, consequential or other loss or damage arising out of the use of the information in this document by any person, regardless of whether or not informed of the possibility of damages in advance.

Thank you for your attention to this message.